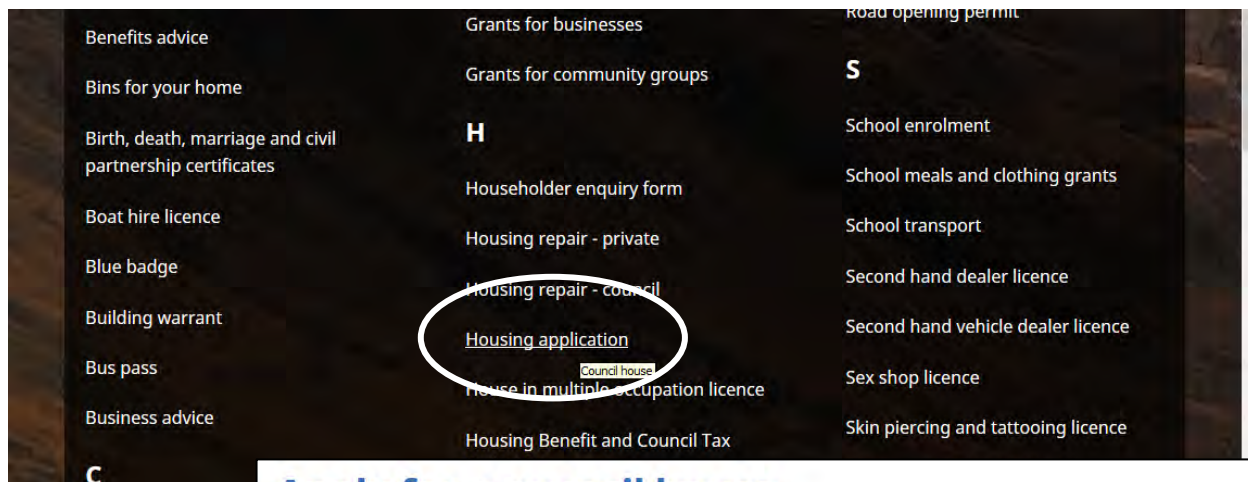
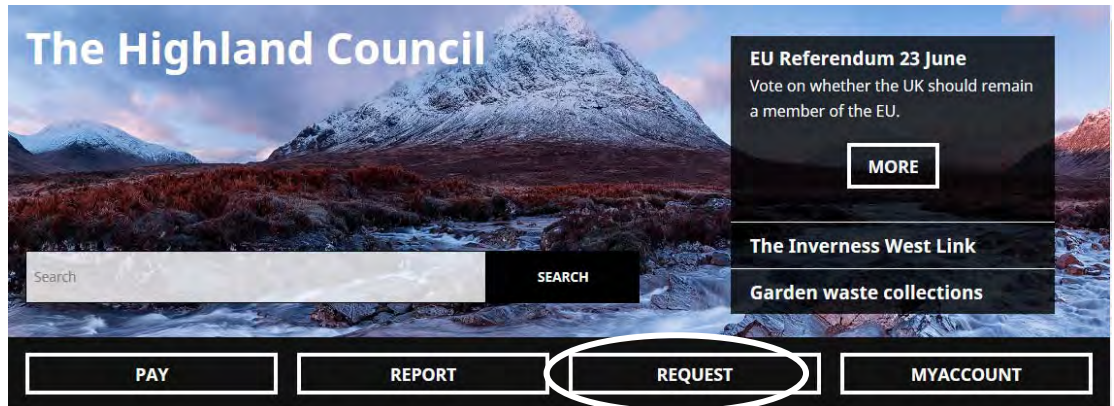


## HOUSING SERVICES PROCEDURE: Applying for Rented Accommodation

Go onto the internet to the website [www.highland.gov.uk](http://www.highland.gov.uk).

Click on  
**REQUEST.**

Under **H**, click  
**HOUSING  
APPLICATION.**



To apply online,  
you must be  
registered or  
signed in to  
**MYACCOUNT.**

Click **APPLY.**

### Apply for a council house

1. Apply for a council house (You are here)
2. What happens next
3. When you are offered a house
4. Homelessness
5. Demand and supply - your housing prospects
6. The Highland Housing Register

We have a common housing register with the main housing associations in the Highlands, so anyone looking for social rented housing only has to fill in one application form. All applications are then assessed, and awarded points, based on the [Highland Housing Register Allocations Policy](#).

Anyone aged 16 years or over can apply for a house from any of the partner landlords.

To apply online, you must be registered or signed in to [myaccount](#).

**APPLY**

[Guidance notes](#)

[Demand and supply](#)

### Before you begin

Sign up for an account to manage your service requests and accounts with us. Creating an account saves you time with auto-completion of your contact information when completing forms and the ability to view a history of your requests and accounts.

[Log in](#)

Click **LOG IN.**

BUIDHEANN TIGHEADAS LOCH AILLSE AGUS AN EILEIN  
SGITHEANAICH LTD  
LOCHALSH AND SKYE HOUSING ASSOCIATION LTD



If you don't have an account already,  
choose **REGISTER**.

Choose **CREATE A NEW ACCOUNT**  
and click **REGISTER**.

### Sign in to myaccount

**Username**

**Password**

[Show Characters](#)

**Sign-in**

**Register**

[Forgot Password?](#) [Forgot Username?](#)

[Need Help?](#)

## Create your account

Registration for a customer account uses the mygovscot "myaccount" service. This service is trusted by the Scottish Government. This service securely verifies your account with The Highland Council. It also lets you sign-in to other [public services](#) in Scotland which use the "myaccount" service. For more information read the [frequently asked questions](#).

Choose the registration method that best suits you.

<b>CREATE A NEW ACCOUNT</b> Click below if you're registering for the first time and don't have a National Entitlement Card (NEC) <b>Register</b>	<b>USE YOUR NEC NUMBER</b> Click below to register using your National Entitlement Card (NEC) number <b>Register with your NEC</b>	<b>ALREADY REGISTERED?</b> Click below to sign in to myaccount <b>Sign into myaccount</b>
---	--	---

### Step 1 - About you

All fields marked with \* are mandatory

<b>Title *</b> <input type="text" value="-- Select --"/>	<b>Email Address *</b> <input type="text" value="Your email address"/>
<b>First Name *</b> <input type="text" value="Your first name"/>	<b>Confirm Email Address *</b> <input type="text" value="Confirm your email address"/>
<b>Surname *</b> <input type="text" value="Your surname"/>	<b>Create your username *</b> Choose a unique username for your account. Make it something memorable, or simply use your email address. <input type="checkbox"/> Use my email address as my username <input type="text" value="Your username"/>
<b>Gender *</b> <input type="text" value="-- Select --"/>	
<b>Date of birth *</b> Day <input type="text" value="Day"/> Month <input type="text" value="Month"/> Year <input type="text" value="Year"/>	

**What's this information for?**  
This information helps us verify your details and create an account that's unique to you.

**Your address**  
Enter your postcode and search for your address. Try searching using just the postcode and leaving the "House number or name" box blank, if you cannot find it first time. If you're unable to find your address, you can enter it manually.

**Confirm your details**  
Read through your account details and double-check that they are correct. Edit any mistakes before moving on to the final step.

**Next step »**

This is **Step 1** – there are notes to help you through the different steps.

All fields with an asterisk \* must be filled in.

BUIDHEANN TIGHEADAS LOCH AILLSE AGUS AN EILEIN  
SGITHEANAICH LTD  
LOCHALSH AND SKYE HOUSING ASSOCIATION LTD

**Step 2 - Your address**

All fields marked with \* are mandatory

Postcode \*      House number or name

Find your address

« Back      Next step »

**Your address**

Enter your postcode and search for your address. Try searching using just the postcode and leaving the "House number or name" box blank, if you cannot find it first time. If you're unable to find your address, you can enter it manually.

**Confirm your details**

Read through your account details and double-check that they are correct. Edit any mistakes before moving on to the final step.

**How is this information used?**

Step 3 asks you to **confirm your details**. You have to tick the box to say that you have read, understood and agreed to the Terms and Condition.

I have read, understood and agreed to the **Terms And Conditions** \*

Yes, my details are correct      No, I want to edit my details

A **password** will be sent to the email address that you provided.

**Start using your account**

Getting started is simple.

- Check your email to get your password.
- Sign into myaccount and update your password.
- Start adding the public services that you use or would like to begin using.

**Step 4 - Additional information**

This information is optional and would only be used to help verify the personal details that you have provided.

Preferred First Name

Preferred Last Name

Landline Number

Mobile Number

« Back      Complete Registration »

Step 4  
You don't have to fill this information in if you don't want to.

**mygovscot**  
myaccount

The Highland Council  
Comhairle na Gàidhealtachd

## Create your account

About you - Complete    Your address - Complete    Confirm your details - Complete    Additional information - Complete

✓

### Welcome to myaccount

Thank you for registering for a myaccount with mygovscot.

We have sent you two e-mails. One e-mail with the username you'll need to sign in every time you use the website. The second e-mail will contain a password, which you will need to sign into your account for the first time.

### Start using your account

Getting started is simple.

- Check your email to get your password.
- Sign into myaccount and update your password.
- Start adding the public services that you use or would like to begin using.

IS | 2014 All Rights Reserved    FAQs    Sitemap    Cookie Information    Terms & Conditions

Thank you for registering with myaccount. Please use the following one time password shown below to activate your account and access the account. Your username has been sent to you in a separate e-mail.

**Your one time password:** Hrjh@275

In order to access your myaccount and activate it for use, you now need to sign in using this one time password.

[> Activate your account now](#)    *You should click to **Activate your Account***

When you sign into myaccount, you will be asked to create a secure password for future use.

Thank you for registering with myaccount.

The username you will need to sign in every time you want to use myaccount is shown below. Please remember this. A one-time use password will be sent to you in a separate e-mail. When you sign in for the first time, you will be asked to change your password.

**Your username:** *This will most likely be your email address*

BUIDHEANN TIGHEADAS LOCH AILLSE AGUS AN EILEIN  
SGITHEANAICH LTD  
LOCHALSH AND SKYE HOUSING ASSOCIATION LTD

**Change Password**

Please keep your password safe

All fields marked with \* are mandatory

One time Password\*

New Password\*

Confirm Password\*

Show Characters

**Password Hint:**

- Password should have minimum 8 characters
- Password should have at least one lower case(a-z)
- Password should have at least one number(0-9)
- Password should have at least one special character out of these acceptable characters (\$ & ( ) \* , @ [ ] ^ \_ { } ~ £) or a space

A password may contain a space but this cannot be at the start or the end.

Please do not use any other special characters not included on this list, (for example, ! " or +) and also please make sure you don't accidentally leave a space at the beginning, or end of the password.

**PLEASE READ** the Password hints **CAREFULLY** – you **must** add one of the acceptable special characters shown in the list above.

As you type your new password, you will see **Not Accepted** showing until you have put in an acceptable password.

New Password\*

Required at least: one special character (\$ & ( ) \* , @ [ ] ^ \_ { } ~ £) or space

**Not Accepted**

You will now be asked to **CONSENT** to The Highland Council using your information.

You can cancel this through **MYACCOUNT** later if you want to.

**Consent**

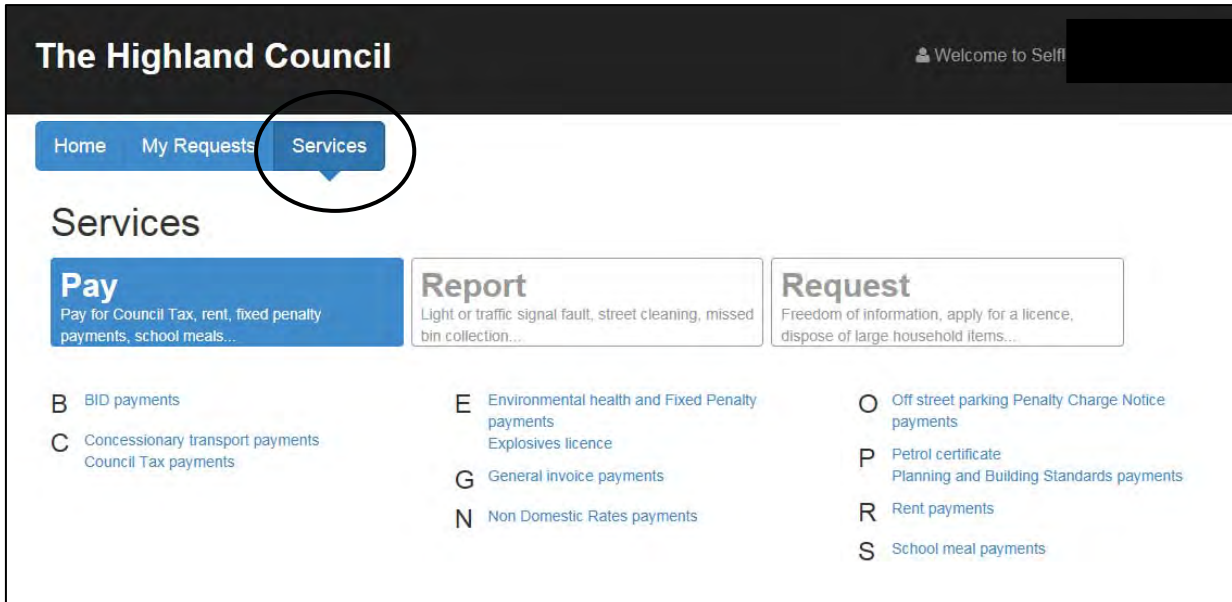
Do you agree to share your information with The Highland Council

[View your information](#)

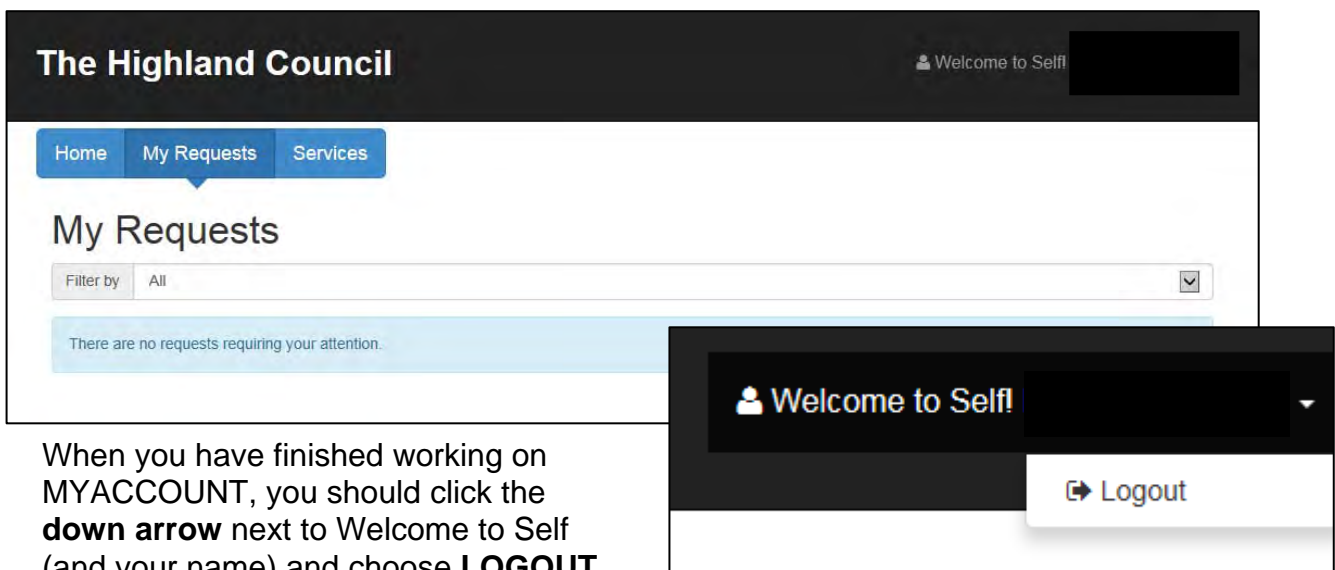
Note: You can change your mind any time in future from your myaccount profile

BUIDHEANN TIGHEADAS LOCH AILLSE AGUS AN EILEIN  
SGITHEANAICH LTD  
LOCHALSH AND SKYE HOUSING ASSOCIATION LTD

You can view all the **SERVICES** available to you through **MYACCOUNT**.



You can see any **REQUESTS** that you have made.



When you have finished working on MYACCOUNT, you should click the **down arrow** next to Welcome to Self (and your name) and choose **LOGOUT**.